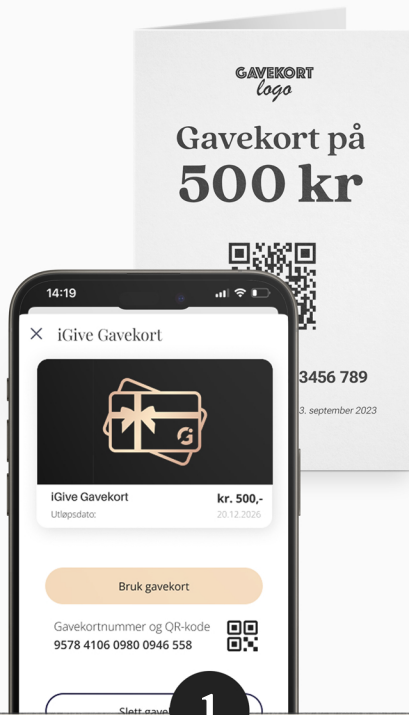


Payment with digital gift card



1

Start payment

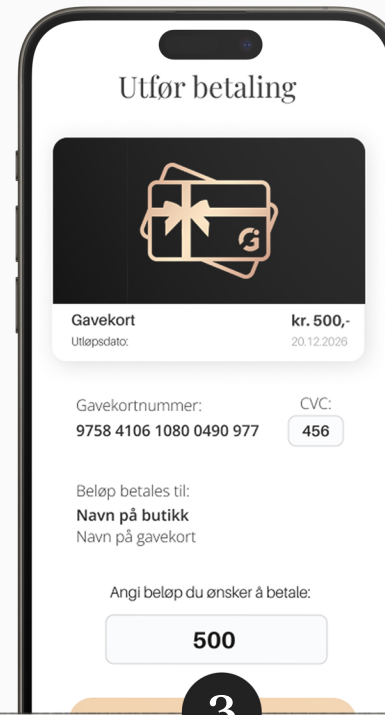
Customer clicks "Use gift card" on the gift card saved in the Mine Gavekort app on their mobile phone.



2

Register shop

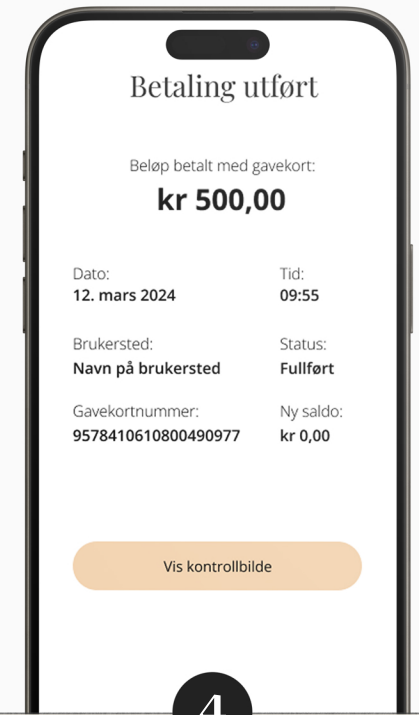
Customer enters the store's unique ID (6 digits), or scan the store's QR code. This ID must be clearly visible and easily available at checkout.



3

Make payment

Customer enters the amount that should be deducted from the gift card, and CVC if This is not already registered. Customer clicks "Make payment".



4

Check the control image

The cashier asks the customer to show the control image, which is now available on the customer's mobile phone.

How to register payment with a digital gift card at the till?

Dedicated button for gift cards

As cash payment